

# Stretch VT

WH331

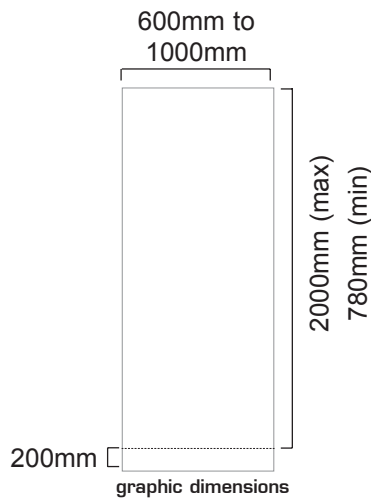


A very popular telescopic roller banner stand that is lightweight, portable and very simple to use.

With three width options and adjustable height, the Stretch VT is ideal for any display application.

## features & benefits

- Lightweight components
- Telescopic pole for adjustable graphic heights
- Slide on/off easy change graphic applicator
- Twist out stabilising foot for extra stability
- Includes quality carry bag



back view showing telescopic pole and base

hardware specifications	graphic specifications	additional info
<p>Hardware Dimensions (mm)</p> <p>Maximum height 2040 (h) x 810 (w) x 400 (d) (including stabilising foot)</p> <p>Minimum height 825 (h) x 810 (w) x 400 (d) (including stabilising foot)</p> <p>Weight: 4kg approx (including carry bag)</p>	<p>Visible Graphic Dimensions (mm): 2000mm (max) x 600 - 1000mm</p> <p>Substrate: Add 200mm to graphic length to allow for roller. Material thickness between 225 and 300 microns.</p>	<p>Included in kit: Carry bag, base, top rail and telescopic pole set</p> <p>Availability: Black, Silver or Anodised Silver</p>


We are continually improving and modifying our product range and reserve the right to vary the specifications without prior notice. All dimensions and weights quoted are approximate and we accept no responsibility for variance. E&OE.

UJ018U REV 4 08/05


# Assembly Instructions



Kit includes: top rail, base, stabilising foot, telescopic pole set and carry bag



Open out the stabilising foot from the base. Ensure the threaded hole is to the rear of the unit.




Fasten the telescopic pole into the threaded hole.



Lengthen the telescopic pole by twisting each section, pulling out the pole to the desired height and then twisting to secure fit.



Lean the bannerstand backwards and extend the graphic by raising up the top rail. Locate the telescopic pole onto the hole in the top rail.



Repeat Step 3 to adjust the graphic height.

Other products in our roller banner range include:



## Pacific

Single sided roller cassette banner with stabilising foot. Choice of 800mm or 1000mm width.



## Orient

Stylish single sided roller cassette banner, with a choice of 800mm or 1000mm widths.



## Barracuda

Single sided roller cassette banner. Lightweight, strong and extremely stylish with retractable internal roller banner making presentation quick and effective.